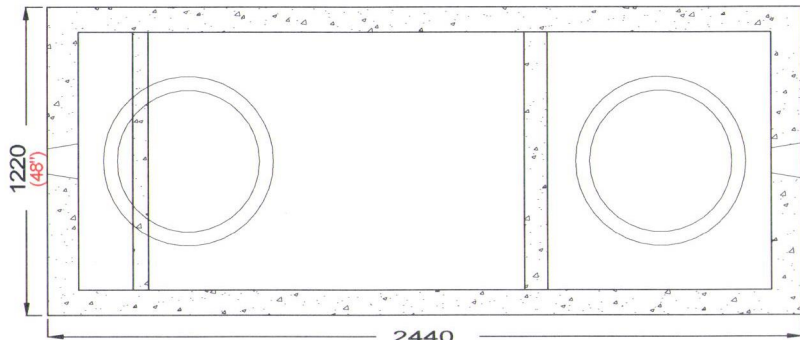


# NEWMARKET PRE-CAST CONCRETE PRODUCTS

Telephone: 905-852-6111 ; Toll Free 1-800-263-1297

## MODEL 2700 (600) Septic Tank – 1 Piece WORKING CAPACITY... 2756 LITRES (606 GAL.)



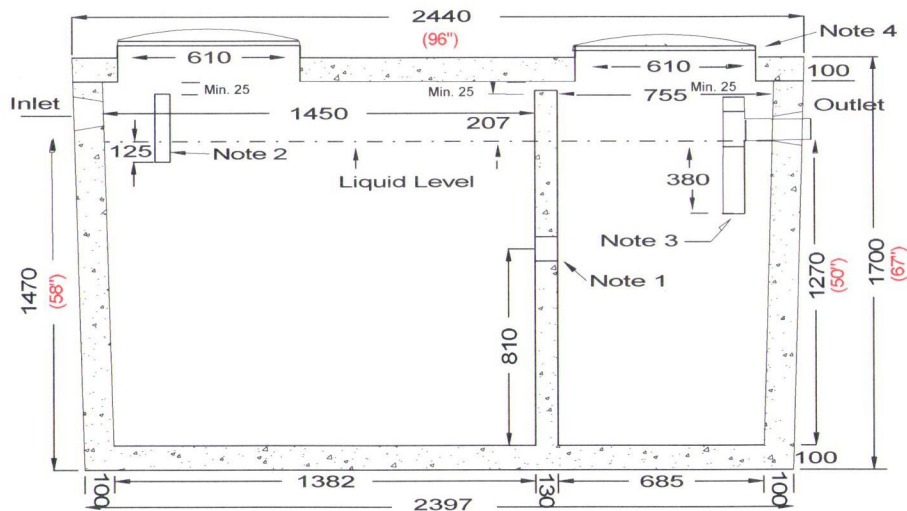
Top Section

- Design shown is a one piece unit. The top is sealed with a fibrous mastic sealant.
- Tanks are cast with 35 MPA strength concrete at 7 days with 5-7% air.
- 3.0 kg. structural fiber added to concrete.ASTM C 1116
- Top 10m pre-manufactured welded wire.
- Rebar cover 25mm.
- Tanks conform to National Standards of Canada CAN/CSA B66-10
- Non sulphate resistant concrete.
- Chamber divider monolithically cast with structure.

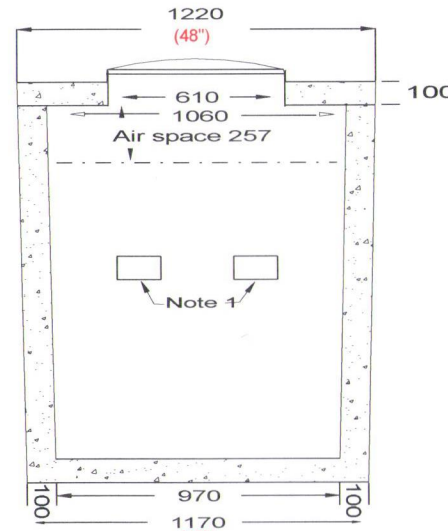
Bare Weight ..... 2870 kg (6327 lb)  
Lid Weight ..... 710 kg (1565 lb)  
Total Tank Weight.... 3580 kg (7892 lb)

- Notes
- 1: Two 100 X 150 partition flows through.
  - 2: Concrete Inlet Baffle is prefitted to accommodate (3) 100mm inlets.
  - 3: 100mm outlet fitted with filter that meets Ontario Building Code
  - 4: Cast in place 610mm ID. plastic risers with plastic lid secured with stainless steel fasteners extending 100mm above top of tank.

Designed for up to one metre burial over top of tank - vehicle traffic and up to two metre burial tanks are available upon request.  
Specialty conformation maybe possible.



Side Elevation Section



End Elevation Section

Tank markings observed:  
Inlet & outlet are marked.  
Tank is marked on tank lid - Inlet End

NPCP 2014  
2700  
SEPTIC  
BD 1M  
WC 2756  
NON-SUL  
AGINP  
PML