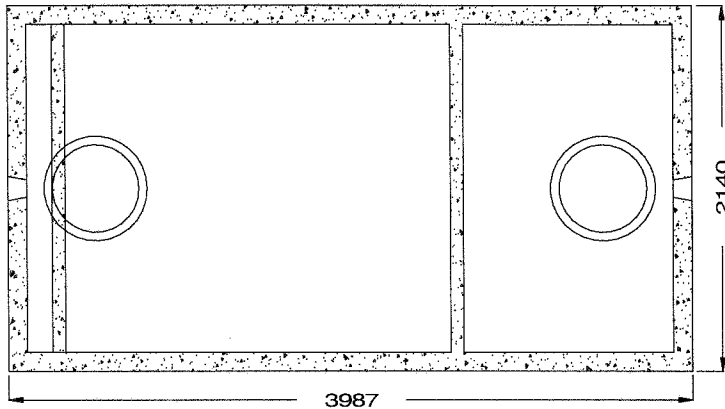


NEWMARKET PRE-CAST CONCRETE PRODUCTS LTD

Telephone: 905-852-6111 ; Toll Free 1-800-263-1297

MODEL 9000 Septic Tank – 2 Piece Unit

WORKING CAPACITY 9442 LITRES



Top Section

- Design shown is a two piece unit.
- Tongue and groove design is sealed with a fibrous mastic sealant.
- Tanks are cast with 35 MPA strength concrete at 7 days with 5 - 7% air.
- Steel reinforced with 10m Rebar, spaced at 400mm each direction. CAN/CSA-G30.18
- 1.5 kg. structural fiber added to concrete. ASTM C 1116
- Rebar cover 25mm.
- Top slab 200mm each direction.
- Tanks conform to National Standards of Canada CAN/CSA B66-05.
- Non sulphate resistant concrete.
- Chamber divider monolithically cast with structure.

Top Half Weight 5700 kg
 Bottom Half Weight ... 5500 kg
 Total Tank Weight 11200 kg

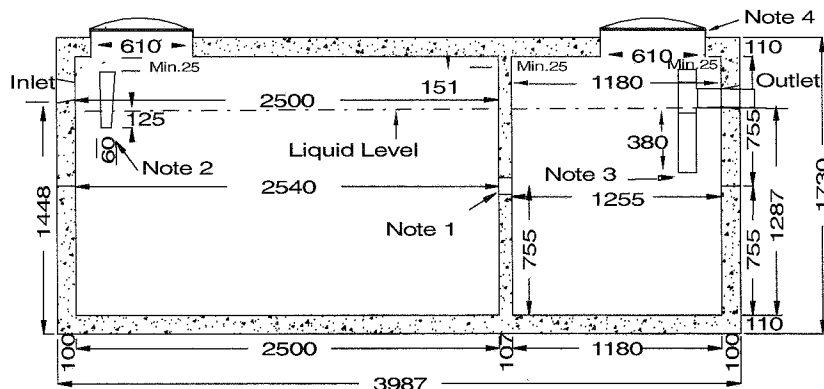
Notes 1: Two 205 X 80 partition flow through.

2: Concrete Inlet Baffle is prefitted to accommodate 3 inlets.

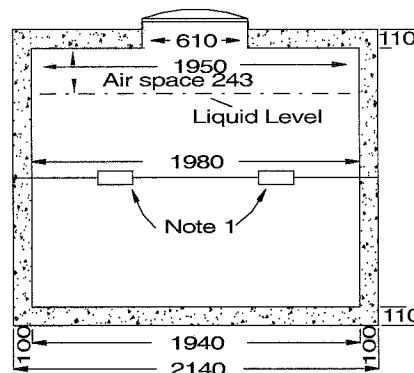
3: Provisions made for installation of outlet filter designed for daily flow rate.

4: Cast in place 24" ID. plastic riser with plastic lid secured with stainless steel fasteners extending 100mm above top of tank.

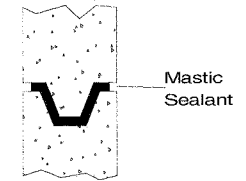
Recommended for ONE METRE burial over top of tank, away from any vehicular traffic. Two metre burial tanks are available upon request.



Side Elevation Section



End Elevation Section



Tongue and Groove Joint

Tank markings observed:
 Inlet & outlet are marked.
 Tank is marked on tank lid - Inlet End

NPCP 2007
 9000
 SEPTIC
 BD 1M
 WC 9442
 NON-SUL
 AGINP
 PML