

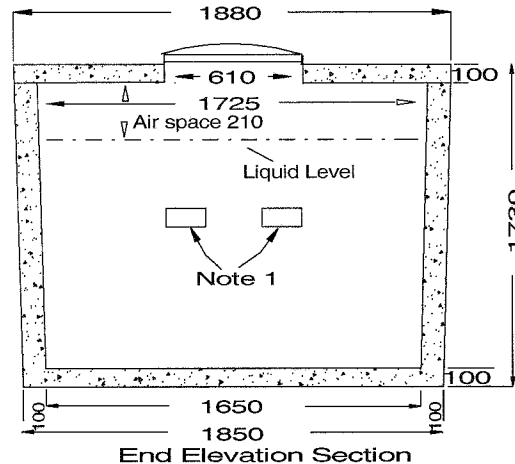
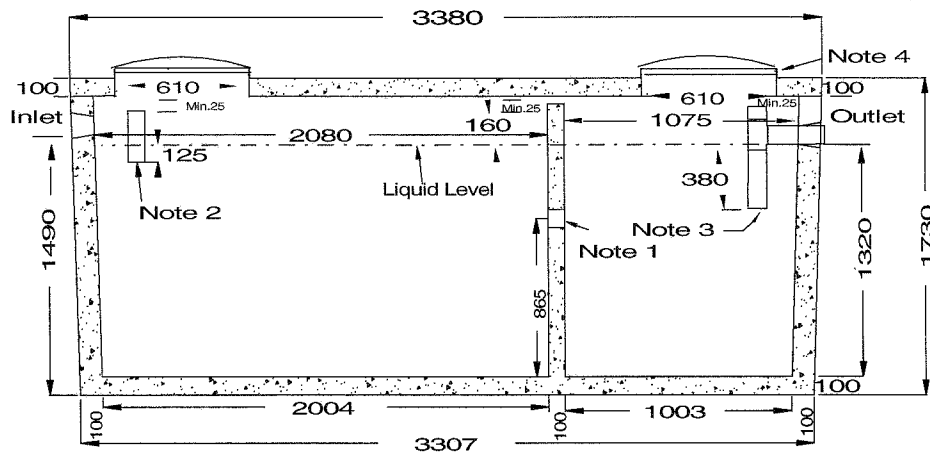
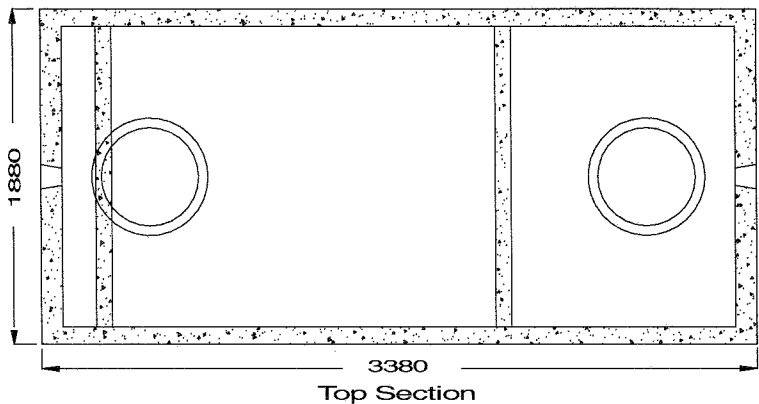
MODEL 6800 Septic Tank – 1 Piece Unit WORKING CAPACITY 6865 LITRES

- Design shown is a one piece unit. The top is sealed with a fibrous mastic sealant.
- Tanks are cast with 35 MPA strength concrete at 7 days with 5-7% air.
- Steel reinforced with 10m Rebar, spaced at 600mm long axis, 800mm short axis. CAN/CSA-G30.18.
- Top 10m spaced at 200mm both directions.
- Rebar cover 25mm.
- Tanks conform to National Standards of Canada CAN/CSA B66-05.
- Non sulphate resistant concrete.
- Chamber divider monolithically cast with structure.

Bare Weight 4670 kg
Lid Weight 1550 kg
Total Tank Weight 6220 kg

- Notes
- 1: Two 100 X 150 partition flows through.
 - 2: Concrete Inlet Baffle is prefitted to accommodate 3 inlets.
 - 3: Provisions made for installation of outlet filter designed for daily flow rate.
 - 4: Cast in place 24" ID. plastic riser with plastic lid secured with stainless steel fasteners extending 100mm above top of tank.

Recommended for ONE METRE burial over top of tank, away from any vehicular traffic. Two metre burial tanks are available upon request.



Tank markings observed:
Inlet & outlet
Marked on tank top - inlet end

NPCP 2007
6800
SEPTIC
BD 1M
WC 6865
NON-SUL
AGINP
PML