

NEWMARKET PRE-CAST CONCRETE PRODUCTS

Telephone: 905-852-6111 ; Toll Free 1-800-263-1297


MODEL 36000 Septic Tank – 2 Piece Unit WORKING CAPACITY 35438 LITRES

- This tank design is installed in multiple units.
- Each unit has a Tongue and groove design and is sealed with a fibrous mastic sealant.
- Tanks are cast with 35 MPA strength concrete at 7 days with 5 - 7% air.
- Steel reinforced with 20m Rebar, spaced at 300mm each direction at 50 mm cover. CAN/CSA-G30.18.
- Tanks conform to National Standards of Canada CAN/CSA B66-05.
- Non sulphate resistant concrete.
- Standard 3 inlets.
- Chamber divider monolithically cast with structure.

Notes:

- 1: Two 100 X 150 mm partition flow through.
- 2: Inlet/Outlet knockouts accommodate 100mm dia. PVC pipe
- 3: Provisions made for installation of outlet filter designed for daily flow rate.
- 4: 610 X 610mm knockout in partition to make holding.
- 5: Cast in place 24" ID. plastic risers with plastic lids secured with stainless steel fasteners extending 100 mm above top of tank.

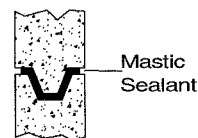
Recommended for ONE METRE burial over top of tank, away from any vehicular traffic. Two metre burial tanks are available upon request.



Top Section

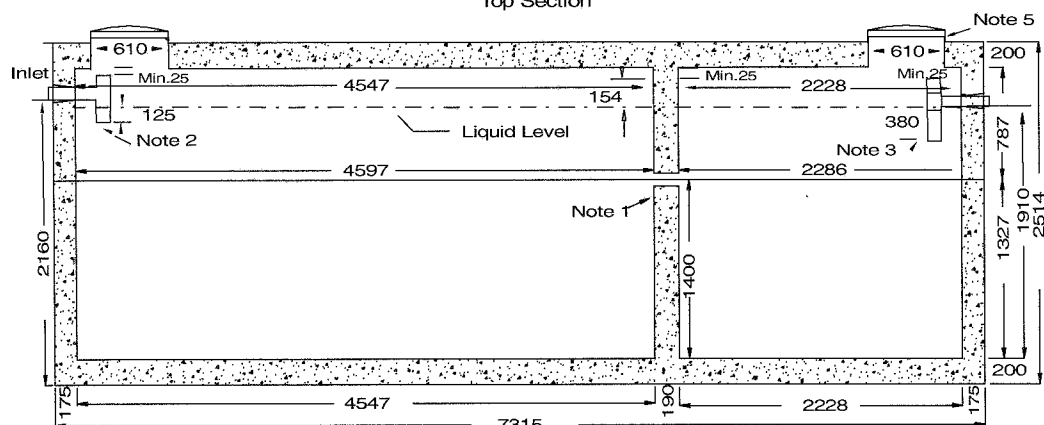
Top Half Weight 14515 kg
Bottom Half Weight ... 19960 kg
Total Tank Weight 34475 kg

Tank markings observed:
Inlet & outlet are marked.
Tank is marked on tank lid - Inlet End

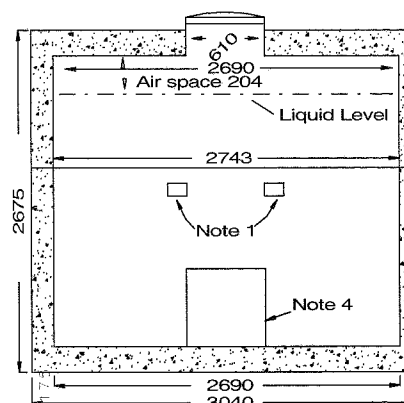


Tongue and Groove Joint

NPCP 2007
36000
SEPTIC
BD 1M
WC 35438
NON-SUL
AGINP
PML



Side Elevation Section



End Elevation Section