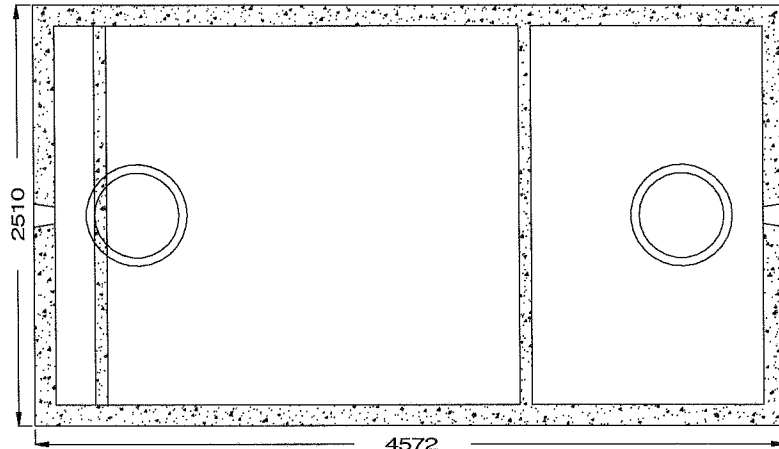


# NEWMARKET PRE-CAST CONCRETE PRODUCTS

Telephone: 905-852-6111 ; Toll Free 1-800-263-1297

## MODEL 32000 Septic Tank – 3 Piece Unit WORKING CAPACITY 34057 LITRES

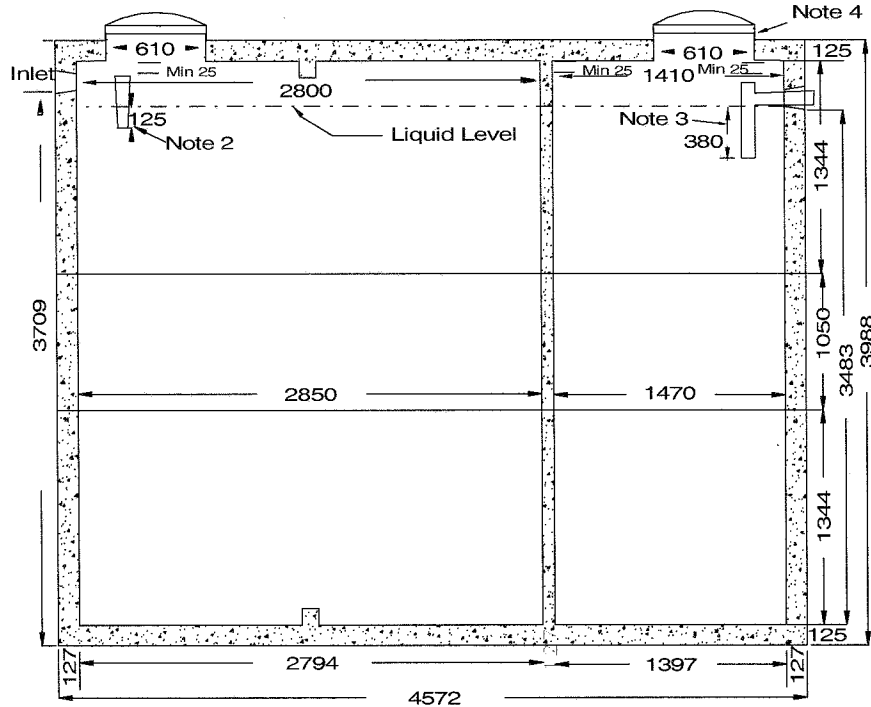


Top Section

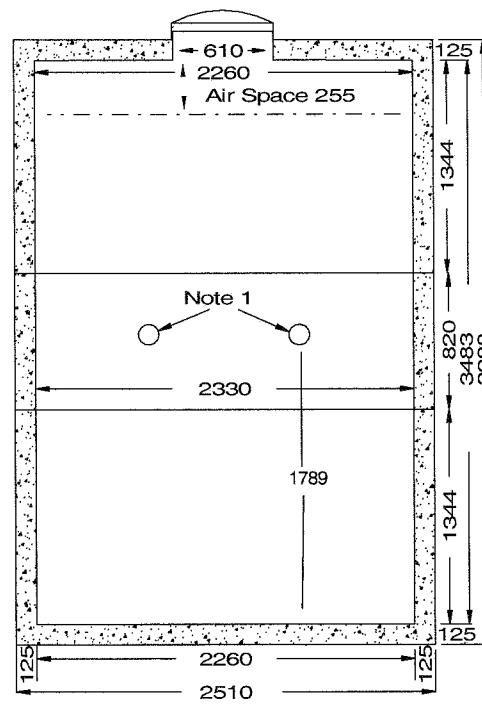
- This tank design is installed in multiple units.
- Each unit has a Tongue and groove design and is sealed with a fibrous mastic sealant.
- Tanks are cast with 35 MPA strength concrete at 7 days with 5 - 7% air.
- Steel reinforced with 10m Rebar, spaced at 400mm each direction and 20m spaced 200mm each direction in bottom and middle units. CAN/CSA-G30.18
- Rebar cover 25mm.
- Tanks conform to National Standards of Canada CAN/CSA B66-05.
- Non-sulphate resistant concrete.
- Chamber divider monolithically cast with structure.

Top Unit Weight ..... 8420 kg  
 Centre Unit Weight ..... 4516 kg  
 Bottom Unit Weight .... 8270 kg  
 Total Tank Weight ..... 21206 kg

- Notes 1: Two 125 mm partition flow through.  
 2: Concrete Inlet Baffle is prefitted to accommodate 3 inlets.  
 3: Provisions made for installation of outlet filter designed for daily flow rate.  
 4: Cast in place 24" ID plastic riser with plastic lid secured with stainless steel fasteners extending 100mm above top of tank.  
 Recommended for ONE METRE burial over top of tank, away from any vehicular traffic. Two metre burial tanks are available upon request.



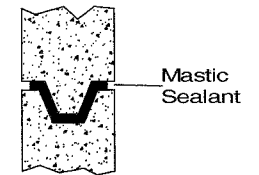
Side Elevation Section



End Elevation Section

Tank markings observed:  
 Inlet & outlet  
 Marked on tank top - inlet end

NPCP 2007  
 32000  
 SEPTIC  
 BD 1M  
 WC 34057  
 NON-SUL  
 AGINP  
 PML



Tongue and Groove Joint