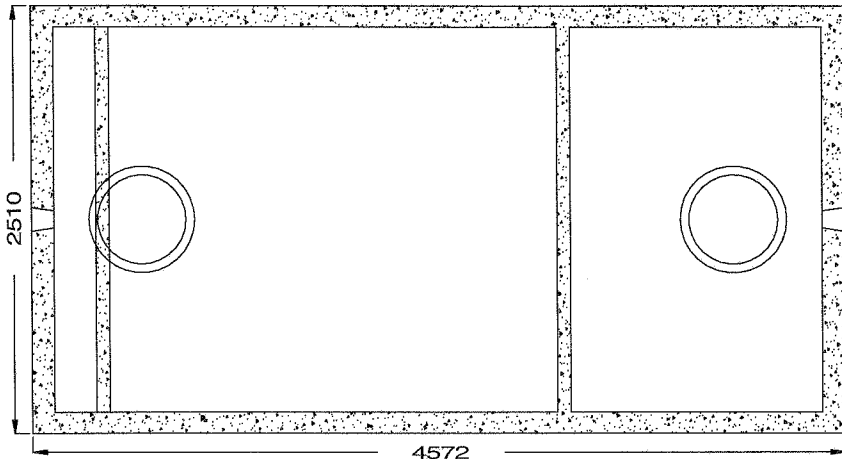


NEWMARKET PRE-CAST CONCRETE PRODUCTS LTD.

TELEPHONE: 905 852 6111 : TOLL FREE 1 800 263 1297

Model 22500 Septic Tank – 2 Piece Unit Working Capacity 22848 Litres



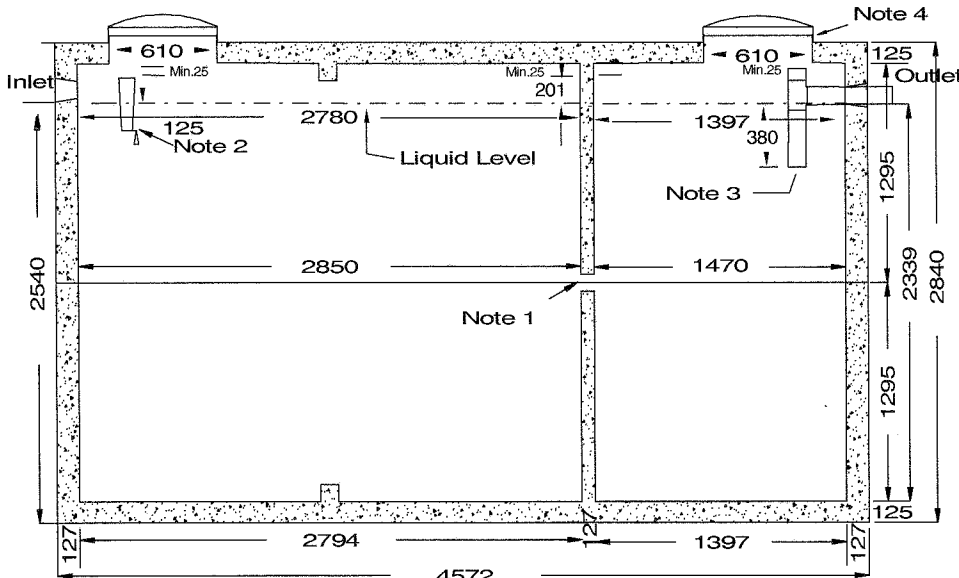
Top Section

- This tank design is installed in multiple units.
- Each unit has a Tongue and groove design and is sealed with a fibrous mastic sealant.
- Tanks are cast with 35 MPA strength concrete at 7 days with 5 - 7% air.
- Steel reinforced with 10m Rebar, spaced at 400mm each direction. CAN/CSA-G30.18
- Rebar cover 25mm.
- Tanks conform to National Standards of Canada CAN/CSA B66-05.
- Non sulphate resistant concrete.
- Chamber divider monolithically cast with structure.

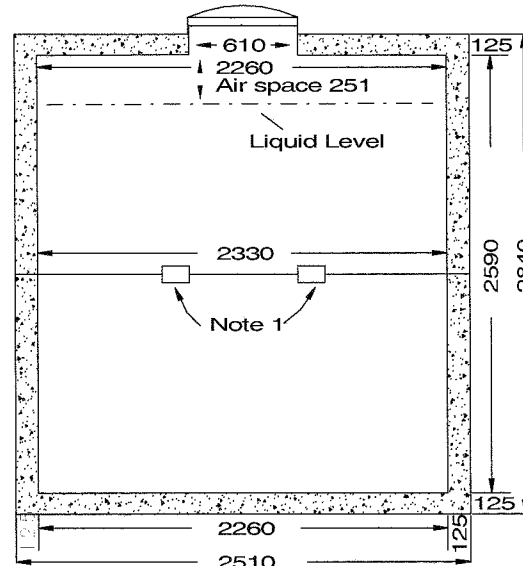
Top Half Weight 8420 kg
Bottom Half Weight ... 8270 kg
Total Tank Weight 16690 kg

- Notes 1: Two 235 X 80 mm partition flow through.
2: Concrete Inlet Baffle is prefitted to accommodate 3 inlets.
3: Provision made for installation of outlet filter designed for daily flow rate.
4: Cast in place 24" ID plastic risers with plastic lid secured with stainless steel fasteners extending 100mm above top of tank.

Recommended for ONE METRE burial over top of tank, away from any vehicular traffic. Two metre burial tanks are available upon request.



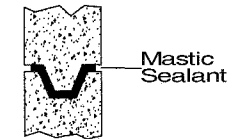
Side Elevation Section



End Elevation Section

Tank markings observed:
Inlet & outlet are marked.
Tank is marked on tank lid - Inlet End

NPCP 2007
22500
SEPTIC
BD 1M
WC 22848
NON-SUL
AGINP
PML



Tongue and Groove Joint