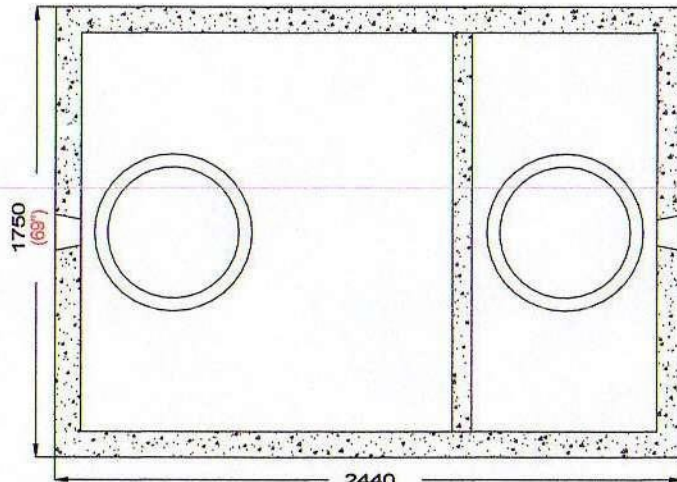


Model Low 3600 (800) Septic Tank - 1 Piece Unit

Working Capacity 3280 Litres (722 GAL.)



Top Section

- Design shown is a one piece unit. The top is sealed with a fibrous mastic sealant.
- Tanks are cast with 35 MPA strength concrete at 7 days with 5-7% air.
- Steel reinforced with 10m Rebar, spaced at 600mm long axis, 800mm short axis. CAN/CSA-G30.18
- 1.5 kg structural fiber added to concrete. ASTM C 1116.
- Rebar cover 25mm
- Top 10m spaced at 200mm both directions.
- Tanks conform to National Standards of Canada CAN/CSA B66-05.
- Non sulphate resistant concrete.
- Chamber divider monolithically cast with structure.

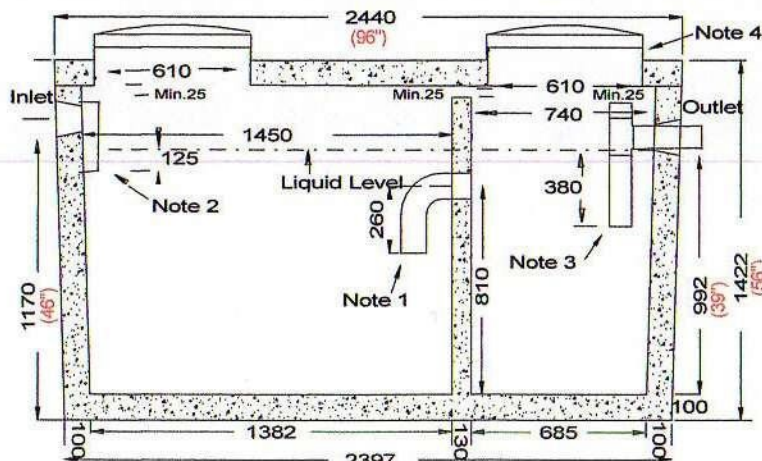
Bare Weight 3370 kg (7429 lb)

Lid Weight 1040 kg (2293 lb)

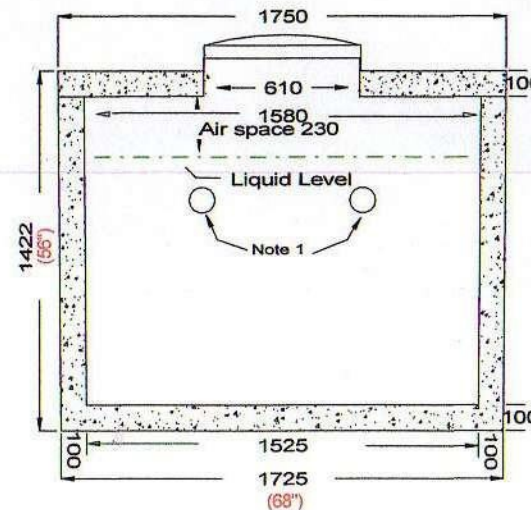
Total Tank Weight 4410 kg (9722 lb)

- Notes
- 1: Two 100mm PVC 90° elbows thru partition
 - 2: Plastic inlet baffle prefitted to accommodate 3 inlets.
 - 3: Provisions made for installation of outlet filter designed for daily flow rate.
 - 4: Cast in place 610mm ID. plastic risers with plastic lids secured with stainless steel fasteners extending 100mm above top of tank.

Recommended for ONE METRE burial over top of tank, away from any vehicular traffic. Two metre burial tanks are available upon request.



Side Elevation Section



End Elevation Section

Tank markings observed:
Inlet & outlet are marked.
Tank is marked on tank lid - inlet end

NPCP 2009
LO 3600
SEPTIC
BD 1M
WC 3280
NON-SUL
AGINP
PML