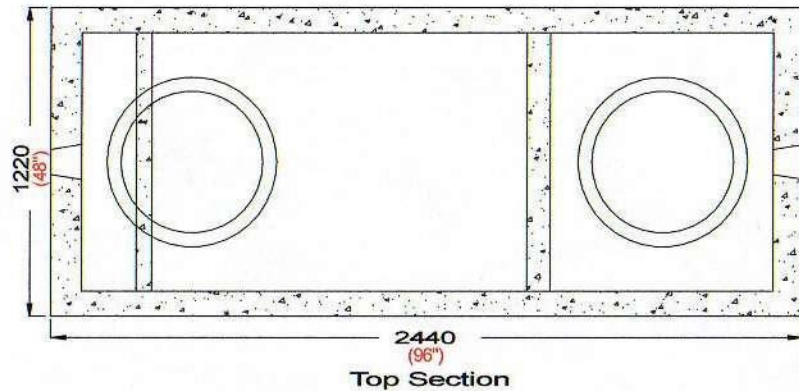


NEWMARKET PRE-CAST CONCRETE PRODUCTS

Telephone: 905-852-6111 ; Toll Free 1-800-263-1297

MODEL 2700 (600) SEPTIC TANK — 1 PIECE WORKING CAPACITY... 2756 LITRES (606 GAL.)

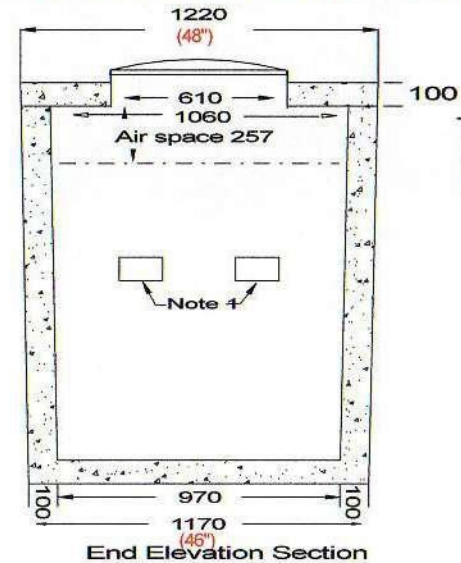
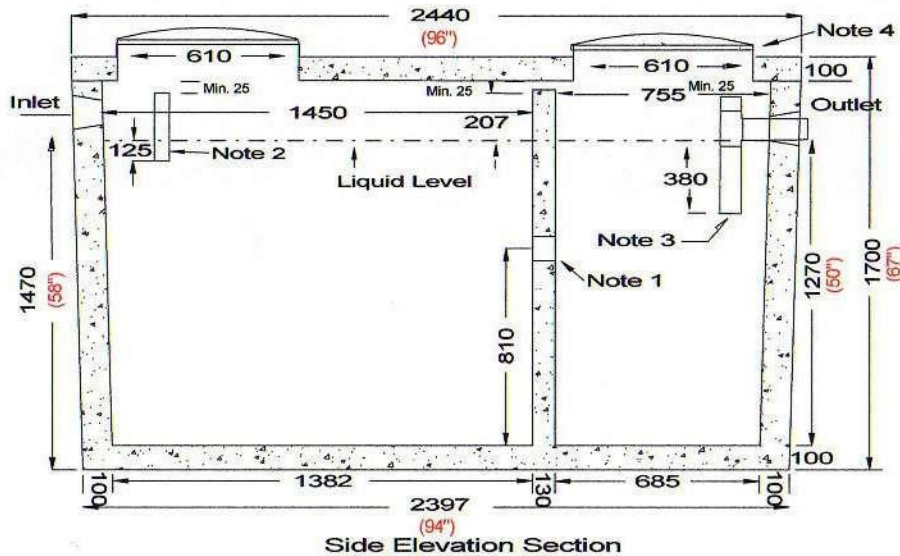


- Design shown is a one piece unit. The top is sealed with a fibrous mastic sealant.
- Tanks are cast with 35 MPA strength concrete at 7 days with 5-7% air.
- Steel reinforced with 10m Rebar, spaced at 600mm long axis, 800mm short axis. CAN/CSA-G30.18
- 1.5 kg. structural fiber added to concrete. ASTM C 1116
- Top 10m spaced at 200mm both directions.
- Rebar cover 25mm.
- Tanks conform to National Standards of Canada CAN/CSA B66-05.
- Non sulphate resistant concrete.
- Chamber divider monolithically cast with structure.

Bare Weight 2870 kg (6327 lb)
Lid Weight 710 kg (1565 lb)
Total Tank Weight.... 3580 kg (7892 lb)

- Notes**
- 1: Two 100 X 150 partition flows through.
 - 2: Concrete Inlet Baffle is prefitted to accommodate 3 inlets.
 - 3: Provisions made for installation of outlet filter designed for daily flow rate
 - 4: Cast in place 610mm ID. plastic risers with plastic lid secured with stainless steel fasteners extending 100mm above top of tank.

Recommended for ONE METRE burial over top of tank, away from any vehicular traffic. Two metre burial tanks are available upon request.



Tank markings observed:
Inlet & outlet are marked.
Tank is marked on tank lid - Inlet End

NPCP 2009
2700
SEPTIC
BD 1M
WC 2756
NON-SUL
AGINP
PML