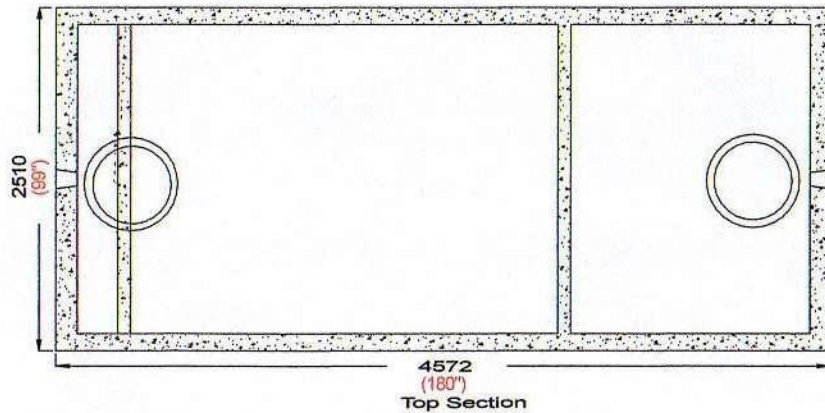


NEWMARKET PRE-CAST CONCRETE PRODUCTS LTD

Telephone: 905-852-6111 ; Toll Free 1-800-263-1297

MODEL 13500 (3000) Septic Tank – 2 Piece Unit
 WORKING CAPACITY 13531 LITRES (2976 GAL)

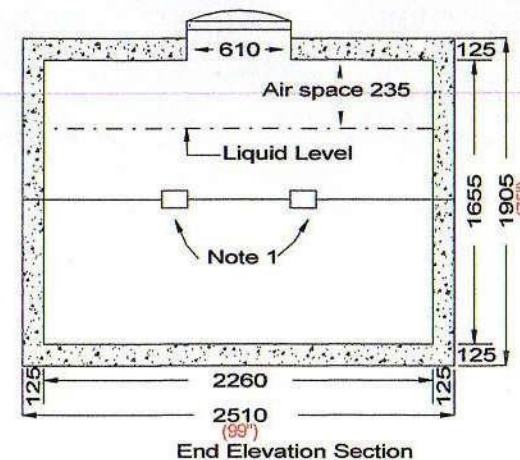
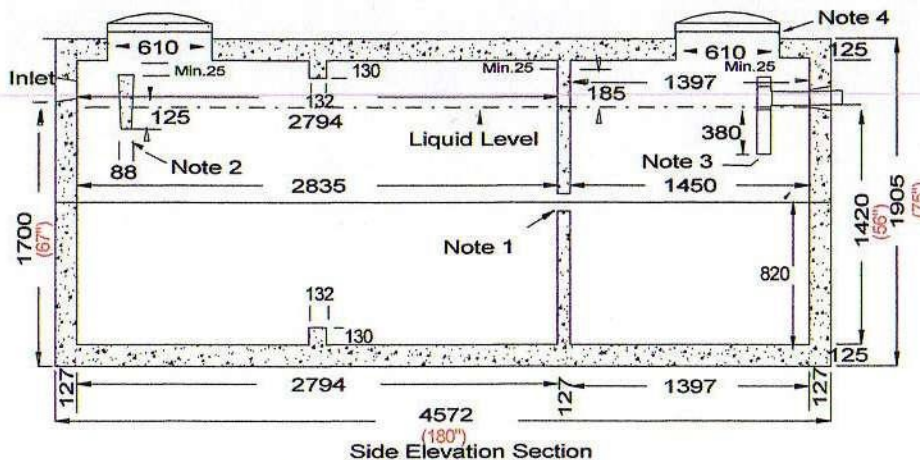


- This tank design is installed in multiple units.
- Tongue and groove design is sealed with a fibrous mastic sealant.
- Tanks are cast with 35 MPA strength concrete at 7 days with 5 - 7% air.
- Steel reinforced with 10m Rebar, spaced at 400mm each direction. CAN/CSA-G30.18
- Rebar cover 25mm.
- Tanks conform to National Standards of Canada CAN/CSA B66-05.
- Non sulphate resistant concrete.
- Chamber divider monolithically cast with structure.

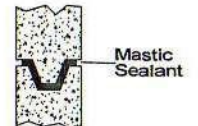
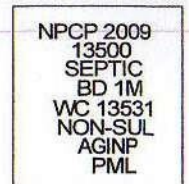
Top Half Weight 6735 kg (14848 lb)
 Bottom Half Weight 6500 kg (14330 lb)
 Total Tank Weight 13235 kg (29178 lb)

- Notes
- 1: Two 100 X 150 partition flow through.
 - 2: Concrete Inlet Baffle is prefitted to accommodate 3 inlets.
 - 3: Provisions made for installation of outlet filter designed for daily flow rate.
 - 4: Cast in place 610mm ID. plastic risers poured in with plastic lids secured with stainless steel fasteners extending 100mm above top of tank.

Recommended for ONE METRE burial over top of tank, away from any vehicular traffic. Two metre burial tanks are available upon request.



Tank markings observed:
 Inlet & outlet are marked
 Tank is marked on tank lid - Inlet End



Mastic Sealant
 Tongue and Groove Joint